


# SOFTLINE



SOFTLINE Blanc 01



SOFTLINE Champagne  
02



SOFTLINE Perle 96




SOFTLINE Vieux rose 64



SOFTLINE Menthe 122



SOFTLINE Océan 91





SOFTLINE Anthracite 38



(Headquarters) SOTEXPRO - 510 route de Montchal - 42360 PANISSIÈRES - FRANCE - +33 4 77 27 60 60  
(Showroom) Le LAB' SOTEXPRO - 4 rue du Mail - 75002 PARIS - FRANCE

*Non-contractual photos and colors - Indicative fitting - Fitting may vary depending on support selected*



# SOFTLINE Parchemin 145

Light and soft canvas with peach skin touch, ideal for slightly filtering light into a room. The Softline can also be used as a lining to provide an extra finishing to your double-lined curtains.

## Technical properties



Flame retardant



Thermal

**Applications** Roman blinds - Panel curtains - Lining - Curtains

**Composition** 100% FR polyester

**Weight** 80 g/m<sup>2</sup> **Width** 290 cm

**Fabric direction** Room high or standard direction **Fitting** ↔ cm ↓ cm

**Maintenance advice**     

**Minimum order** 1 linear(s) meter(s)

## Technical characteristics

|                 |                               |                 |
|-----------------|-------------------------------|-----------------|
| Flame retardant | M1 / B1 / IMO PASS            |                 |
| Optical index   | Light reflexion :             | 41 %            |
|                 | Light absorption :            | 43 %            |
|                 | Light transmission :          | 16 %            |
| Thermal index   | Solar reflexion :             | 52 %            |
|                 | Solar absorption :            | 23 %            |
|                 | Solar transmission :          | 25 %            |
|                 | UV transmission :             | 1 %             |
|                 | Gtot :                        | Gt 40 % Fc 68 % |
| Resilience      | Lightfastness (units Class/8) | 3               |
|                 | Dimensional Stability (%)     |                 |
|                 | Warp                          | -0.5            |
|                 | Weft                          | -0.5            |
|                 | Breaking Elongation           |                 |
|                 | Warp                          | 25              |
|                 | Weft                          | 10              |
|                 | Breaking load (daN)           |                 |
|                 | Warp                          | 45              |
| Weft            | 23                            |                 |



(Headquarters) SOTEXPRO - 510 route de Montchal - 42360 PANISSIÈRES - FRANCE - +33 4 77 27 60 60  
(Showroom) Le LAB' SOTEXPRO - 4 rue du Mail - 75002 PARIS - FRANCE

Non-contractual photos and colors - Indicative fitting - Fitting may vary depending on supports selected