



**NOSUN BPI 00**  
Printing support



**TERRA Ebene 113**  
Print pattern



## Printing support **NOSUN BPI 00** Print pattern **TERRA Ebene 113**

Support pour impression effet natté reliéé occultant grâce à son envers floqué acrylique blanc

### Technical properties

**Applications** Roman blinds - Panel curtains - Curtains

**Composition** Polyester/acrylique

**Weight** 400 g/m<sup>2</sup>

**Width** 280 cm

**Fabric direction** Room High Direction

**Fitting** ↔ 0.0 cm ↓ 0.0 cm

**Maintenance advice**     

**Label**

**Minimum order** 25 linear(s) meter(s)



Visual not taking into account the printing medium, the final rendering may vary according to the chosen medium.

## Technical characteristics

Resilience

Dimensional Stability (%)

Warp 0

Weft 0

Breaking Elongation

Warp 40

Weft 32

Breaking load (daN)

Warp 190

Weft 93

# Print pattern TERRA



TERRA Ficelle 09



TERRA Taupe 95



TERRA Ecume 82



TERRA Rose 129



TERRA Fusain 71



TERRA Brun 23



TERRA Hortensia 134



TERRA Naturel 26



TERRA Anis 62



TERRA Lagon 110



TERRA Citrouille 136



TERRA Pacifique 54



TERRA Chamois 111



TERRA Titanium 98



TERRA Graphite 77



TERRA Gris 97



TERRA Ardoise 87



TERRA Violine 105



TERRA Chanvre 72




TERRA Argile 85




(Headquarters) SOTEXPRO - 510 route de Montchal - 42360 PANISSIÈRES - FRANCE - +33 4 77 27 60 60  
(Showroom) Le LAB' SOTEXPRO - 4 rue du Mail - 75002 PARIS - FRANCE

Non-contractual photos and colors - Indicative fitting - Fitting may vary depending on support selected


## Print pattern TERRA




TERRA Lin 11



TERRA Genêt 06



TERRA Céladon 135



TERRA Ocre 03



(Headquarters) SOTEXPRO - 510 route de Montchal - 42360 PANISSIÈRES - FRANCE - +33 4 77 27 60 60  
(Showroom) Le LAB' SOTEXPRO - 4 rue du Mail - 75002 PARIS - FRANCE

*Non-contractual photos and colors - Indicative fitting - Fitting may vary depending on support selected*