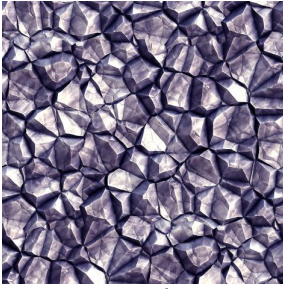




# SAPHIR



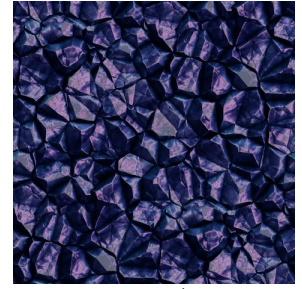
SAPHIR Violine 105




SAPHIR Gentiane 16



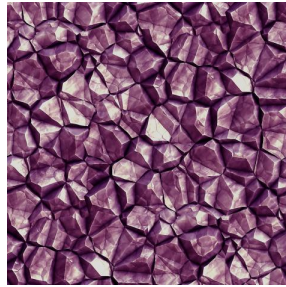
SAPHIR Aubergine 27




SAPHIR Opéra 104




SAPHIR Absinthe 132



SAPHIR Hortensia 134



SAPHIR Reflet 140



SAPHIR Acier 18



(Headquarters) SOTEXPRO - 510 route de Montchal - 42360 PANISSIÈRES - FRANCE - +33 4 77 27 60 60  
(Showroom) Le LAB' SOTEXPRO - 4 rue du Mail - 75002 PARIS - FRANCE

*Non-contractual photos and colors - Indicative fitting - Fitting may vary depending on support selected*



# SAPHIR Naturel 26

Groupe **C**

**Raccord :** ↔ 0.0 cm ↓ 0.0 cm "Le sens d'utilisation du tissu peut varier en fonction du support choisi. Sens normal si tissu petite largeur, contresens si tissu grande largeur"



Pour le choix du support d'impression et de sa largeur (laize), veuillez vous rapprocher de votre conseiller commercial. Contactez un conseiller



(Headquarters) SOTEXPRO - 510 route de Montchal - 42360 PANISSIÈRES - FRANCE - +33 4 77 27 60 60  
(Showroom) Le LAB' SOTEXPRO - 4 rue du Mail - 75002 PARIS - FRANCE

Non-contractual photos and colors - Indicative fitting - Fitting may vary depending on support selected