



SONG




SONG Opéra 104




SONG Agrume 69




SONG Framboise 81




SONG Lierre 124




SONG Menthe 122




SONG Naturel 26




SONG Navy 120




SONG Océan 91




SONG Orage 123




SONG Orange 15




SONG Prairie 125



SONG Prune 84




SONG Sanguine 05




SONG Soleil 127




SONG Titanium 98




SONG Violine 105



SONG Sapin 126



SONG Tilleul 103



SONG maïs 37



sotexpro

(Headquarters) SOTEXPRO - 510 route de Montchal - 42360 PANISSIÈRES - FRANCE - +33 4 77 27 60 60
(Showroom) Le LAB' SOTEXPRO - 4 rue du Mail - 75002 PARIS - FRANCE

Non-contractual photos and colors - Indicative fitting - Fitting may vary depending on support selected


SONG Jade 116

Groupe **A**

Raccord : ↔ 35.0 cm ↓ 35.0 cm "Le sens d'utilisation du tissu peut varier en fonction du support choisi. Sens normal si tissu petite largeur, contresens si tissu grande largeur"



Pour le choix du support d'impression et de sa largeur (laize), veuillez vous rapprocher de votre conseiller commercial. Contactez un conseiller



(Headquarters) SOTEXPRO - 510 route de Montchal - 42360 PANISSIÈRES - FRANCE - +33 4 77 27 60 60
(Showroom) Le LAB' SOTEXPRO - 4 rue du Mail - 75002 PARIS - FRANCE

Non-contractual photos and colors - Indicative fitting - Fitting may vary depending on support selected