


POL 00
Support d'impression



SONG Jade 116
Motif d'impression



Support d'impression **POL 00** Motif d'impression **SONG Jade 116**

Support d'impression.

Propriétés techniques



Non feu

Applications Couvre lit - Doublure - Chemins de lit

Composition 100% polyester

Poids 80 g/m²

Laize 180 cm

Sens Sens normal

Raccord ↔ 35.0 cm ↓ 35.0 cm

Conseils d'entretien     

Label France Terre Textile

Minimum commande 25 mètre(s) linéaire(s)



Visuel ne prenant pas en compte le support d'impression, le rendu final pouvant varier en fonction du support choisi.

Caractéristiques techniques

Non feu

NF 12952

Indices optiques

Réflexion lumière : 0 %

Absorption lumière : 0 %

Transmission lumière : 0 %

Indices thermiques

réflexion solaire : 0 %

absorption solaire : 0 %

Transmission solaire : 0 %

Transmission UV : 0 %

Gtot : **Gt 0 % Fc 0 %**

Résistance

Solidité lumière (unités Class/8) 0

Martindale (Cycles) 0

Allongement rupture (mm)

Chaîne 0

Trame 0

Résistance rupture (daN)

Chaîne 0

Trame 0


Motif d'impression SONG




SONG Opéra 104



SONG Agrume 69



SONG Framboise 81




SONG Lierre 124




SONG Menthe 122



SONG Naturel 26




SONG Navy 120




SONG Océan 91




SONG Orage 123



SONG Orange 15




SONG Prairie 125



SONG Prune 84




SONG Sanguine 05



SONG Soleil 127



SONG Titanium 98




SONG Violine 105



SONG Sapin 126



SONG Tilleul 103



SONG maïs 37



(Headquarters) SOTEXPRO - 510 route de Montchal - 42360 PANISSIÈRES - FRANCE - +33 4 77 27 60 60
(Showroom) Le LAB' SOTEXPRO - 4 rue du Mail - 75002 PARIS - FRANCE

Non-contractual photos and colors - Indicative fitting - Fitting may vary depending on support selected