




SOFTLINE Blanc 01  
Support d'impression



TERRA Taupe 95  
Motif d'impression



Visuel ne prenant pas en compte le support d'impression, le rendu final pouvant varier en fonction du support choisi.

## Support d'impression **SOFTLINE Blanc 01**

## Motif d'impression **TERRA Taupe 95**

Toile légère et souple au toucher peau de pêche, idéal pour filtrer légèrement la lumière dans une pièce. La Softline peut également être utilisée en doublure pour apporter une finition supplémentaire à l'envers de vos doubles-rideaux.

### Propriétés techniques



Non feu



Thermique

**Applications** Store bateau - Parois japonaises - Doublure - Rideaux

**Composition** 100% polyester FR

**Poids** 80 g/m<sup>2</sup>

**Laize** 300 cm

**Sens** Contre sens ou sens normal

**Raccord** ↔ 0,0 cm ↓ 0,0 cm

**Conseils d'entretien**

**Label**

**Minimum commande** 25 mètre(s) linéaire(s)

## Caractéristiques techniques

Non feu

M1 / B1 / IMO PASS

Indices optiques

Réflexion lumière : **63 %**

Absorption lumière : **5 %**

Transmission lumière : **32 %**

Indices thermiques

réflexion solaire : **63 %**

absorption solaire : **5 %**

Transmission solaire : **32 %**

Transmission UV : **25 %**

Gtot : **Gt 37 % Fc 62 %**

Résistance

Solidité lumière (unités Class/8) **6**

Stabilité dimensionnelle (%)

Chaîne **-0.5**

Trame **-0.5**

Allongement rupture (mm)

Chaîne **25**


Trame **10**

Résistance rupture (daN)


Chaîne **45**

Trame **23**


# Motif d'impression TERRA




TERRA Ficelle 09




TERRA Ecume 82




TERRA Rose 129




TERRA Fusain 71




TERRA Brun 23




TERRA Hortensia 134




TERRA Naturel 26




TERRA Anis 62




TERRA Lagon 110




TERRA Citrouille 136




TERRA Pacifique 54




TERRA Chamois 111




TERRA Titanium 98




TERRA Graphite 77




TERRA Gris 97




TERRA Ardoise 87




TERRA Violine 105



TERRA Chanvre 72



TERRA Argile 85



TERRA Lin 11



(Headquarters) SOTEXPRO - 510 route de Montchal - 42360 PANISSIÈRES - FRANCE - +33 4 77 27 60 60

*Non-contractual photos and colors - Indicative fitting - Fitting may vary depending on support selected*

## Motif d'impression TERRA



TERRA Genêt 06



TERRA Céladon 135



TERRA Ebene 113



TERRA Ocre 03



(Headquarters) SOTEXPRO - 510 route de Montchal - 42360 PANISSIÈRES - FRANCE - +33 4 77 27 60 60

Non-contractual photos and colors - Indicative fitting - Fitting may vary depending on support selected